

KENWOOD

T-89-95-1M









SERVICE BULLETIN LAND MOBILE RADIO

| SUBJECT | DATE |
|--|----------|
| TK-705/805 TECHNICAL INTRODUCTION AND SUPPLEMENT | 09/08/89 |
| <p>The TK-705 and TK-805 utilize a self contained programmer. Unless we have programmed the unit for you at Kenwood, these units are shipped in the "program" mode. In the program mode, the radio will not transmit or receive (no receive audio). Before the radio will transmit or receive it must:</p> | |
| <ol style="list-style-type: none"> 1) Be programmed according to pages 5, 6, and 7 of the TK-705/805 Tuning Manual. 2) Have "user" mode selected. | |
| <p>CONDENSED PROGRAMMING INFORMATION</p> | |
| <p>In the program mode observe the following:</p> | |
| <p>The channel selector is used to select frequencies and QT tones.</p> | |
| <p>Holding the squelch switch while rotating the channel selector changes the frequency in 1 MHz steps.</p> | |
| <p>PTT enters the displayed information into memory.</p> | |
| <p>With the power switch off, holding the squelch switch while turning power on will provide temporary TX/RX for testing purposes (without selecting user mode).</p> | |
| <p>Turning the power switch on while pressing the monitor switch clears all memory.</p> | |
| <p>PROGRAMMING ERRATA</p> | |
| <p>In the user mode, the display "skips" unprogrammed channels.</p> | |
| <p>During programming, a channel location which displays only dashes ("-----") has not been programmed.</p> | |
| <p>The hundreds digit, in a 12.5kHz (TK-805) or 6.25 (optional in TK-705) channel step will not be displayed. A hundreds digit will be indicated by a dot, ".", after the last digit of the frequency display.</p> | |
| <p>If an optional PLL channel step will be used (Tuning Manual page 5), the radio must be changed accordingly prior to programming.</p> | |
| <p>CH 1 cannot be deleted. Once channels are programmed, they cannot be deleted unless memory is cleared (Tuning Manual page 8, 1st paragraph), and all but the undesired channel(s) are reprogrammed.</p> | |
| <p>Tone programming: "OFF" indicates that tone is disabled (either encode or decode). When "OFF" is displayed, rotating the channel selector will allow selection of the desired tone.</p> | |
| <p>When all desired tone & frequency entries are completed, continue pressing PTT (stepping across unprogrammed channels) until "END" is displayed. If any undesired channels were displayed prior to "END", the memory must be cleared and reprogrammed.</p> | |
| <p>The TK-705/805 Tuning manual references "Function I" and "Function II" in the programming instructions. Function I refers to the program mode and Function II refers to the user mode.</p> | |
| <p>The TK-705/805 in its "BASIC" form (when ordered unprogrammed) is shipped with both the Time Out Timer and Busy Channel Lockout disabled. Plug-in jumpers are used to select the desired function for these features.continued on back of this page</p> | |



KENWOOD U.S.A. CORPORATION

2201 EAST DOMINGUEZ STREET · LONG BEACH, CALIFORNIA 90810
 MAILING: P.O. BOX 22745 · LONG BEACH, CALIFORNIA 90801-5745
 TELEPHONE: (213) 639-9000 · EXT. 275



TIME OUT TIMER SELECTION

| | DISABLED (BASIC) | 30 SEC | 60 SEC | 60 SEC |
|-----|---|---|---|---|
| CN6 |  |  |  |  |
| CN5 |  |  |  |  |

BUSY CHANNEL LOCKOUT

| CN8 | |
|---|---|
| DISABLED | ENABLED |
|  |  |

SELECTION OF PROGRAM MODE/USER MODE

| CN7 | |
|---|---|
| PROGRAM | USER |
|  |  |